

## OPW 61fSTOP "THE STOPPER" Overfill Prevention Valves

The OPW 61fSTOP Overfill Prevention Valve ("The Stopper") is designed to prevent overfilling of above ground storage tanks by providing a positive shut-off during a pressurized-fill (pump-on fill) delivery. "The Stopper" threads into the fill opening and is an integral part of the fill tube. The OPW61fSTOP is fully adjustable to allow for easy installation in new or existing above ground tanks of various heights and storage capacities.

The Stopper is a single-action, complete shut-off valve. When the liquid level rises to your specific, pre-determined tank capacity, the valve mechanism is released and automatically closes with the flow of the product. Any excess product left between the valve and the fuel delivery coupler is drained into the tank through internal drain vents. The drain vents on the 61fSTOP act as an anti-siphon, by introducing air/vapor into the fill line, to help isolate the tank from a potential siphon due to a broken or leaking fill pipe.

The 61fSTOP, available in either 2" or 3" full-flow models, maximizes flow rates and minimizes delivery times. The 2" 61fSTOP requires a 4" tank opening and minimum tank ullage (space from the top of the stored product to the inside top of the tank) of 8" on the 61fSTOP-1000 Cylindrical Float model and a minimum ullage of 4" on the 61fSTOP-2000 Float Arm model. The 61fSTOP-1000, with the cylindrical float, eliminates the need to position the valve to avoid tank walls or cross-bracing. The 61fSTOP-2000 with the float arm allows for increased usable storage capacity in the tank, and is well-suited for small capacity rectangular ASTs. The 3" 61fSTOP requires a 6" tank opening and incorporates a cylindrical float requiring 8" of tank ullage space.

## Materials

- Valve Body, Adaptor and Collar:** Cast aluminum
- Poppet:** Cast aluminum, hard-coated
- Cam:** Stainless steel
- Follower:** Brass
- Shaft:** CRS zinc-plated
- Bearing:** Sintered bronze
- Float:** Closed-cell nitrile
- Nipple:** 2" - 3" schedule 40 steel pipe
- Lower Nipple:** 2" - 3" schedule 40 steel pipe with Duragard® coating



## Features

- ◆ A Special Crossbar Tank-Inlet Adaptor – is provided with each Stopper to provide for tight-fills and help prohibit open-fills. Mounting hardware, upper drop tube and 14" lower drop tube provided (longer-length drop tubes can be purchased or added).
- ◆ Completely Automatic Operation – no pre-checks to perform, no resets, and no overrides to be broken or abused.
- ◆ Direct or Remote-Fill Compatible – fuel delivery couplers can be connected directly to the 61fSTOP, or steel pipe can be threaded into the top of the valve and piped to a remote location where the couplers are contained in a 211-RMOT Spill Container.
- ◆ Integral Anti-Siphon Valve – drain vents on the 61fSTOP act as an anti-siphon, by introducing air/vapor into the fill line after the valve actuates, to help isolate the tank from a potential siphon due to a broken or leaking remote-fill pipe.
- ◆ 150 psi (10 bar) Pressure Rated\* with Low Pressure Drop – to enable quick, safe delivery of fuel into the tank.
- ◆ 25 GPM (95 lpm) Minimum Flow Rate Required.
- ◆ UL and ULC Listed – to satisfy Third Party accreditation requirements of many jurisdictions.
- ◆ CARB Approved

\*OPW does not recommend pumping pressures above 100 psi for Class 1B fuels and we make no warranties for products use in conjunction with the 61fSTOP.

NOTE: OPW recommends the use of the 61fSTOP with clean product only. Debris and other products such as contaminated waste oil may cause improper operation of the valve.

NOTE: The 61fStop can be used in gravity drop provided the minimum flow rate is maintained.

A tight shut-off is not achieved in the closed position. However with a minimum tank size of 1,000 gallons, the leak rate will provide a 30-minute warning before the tank is full.

**Approvals  
and Listings**



**CARB Certified  
AST Phase I Enhanced Vapor Recovery (EVR) System**

## Ordering Specifications and Dimensions

Product #	Description	A		B		C		D		E		F	
		in.	cm	in.	cm	in.	cm	in.	cm	in.	cm	in.	cm
61fSTOP-1000	2" Cyl. Float	3	7.6	10	25.4	2	5.1	9	22.4	3 <sup>15</sup> / <sub>16</sub>	10	n/a	n/a
61fSTOP-100M*	2" Cyl. Float for Methanol	3	7.6	10	25.4	2	5.1	9	22.4	3 <sup>15</sup> / <sub>16</sub>	10	n/a	n/a
61fSTOP-2000	2" Float Arm	3	7.6	10	25.4	1/2	3.8	5-18	22.4	1 <sup>31</sup> / <sub>32</sub>	5	6	15.2
61fSTOP-200M*	2" Float Arm for Methanol	3	7.6	10	25.4	1/2	3.8	5-18	22.4	1 <sup>31</sup> / <sub>32</sub>	5	6	15.2
61fSTOP-3050	3" Cyl. Float	3	7.6	10 <sup>5</sup> / <sub>8</sub>	27	2	5.1	8	20.3	5 <sup>1</sup> / <sub>8</sub>	13	n/a	n/a
61fSTOP-305A*	3" Cyl. Float for Aviation, Methanol and AV-GAS	3	7.6	10 <sup>5</sup> / <sub>8</sub>	27	2	5.1	8	20.3	5 <sup>1</sup> / <sub>8</sub>	13	n/a	n/a
61fSTOP-100M*	2" Cyl. Float for E85	3	7.6	10	25.4	2	5.1	9	22.4	3 <sup>15</sup> / <sub>16</sub>	10	n/a	n/a
61fSTOP-200M*	2" Cyl. Float for E85	3	7.6	10	25.4	1/2	3.8	5-18	22.4	1 <sup>31</sup> / <sub>32</sub>	5	6	15.2

\*Recommended for E85

### Replacement Parts 2"

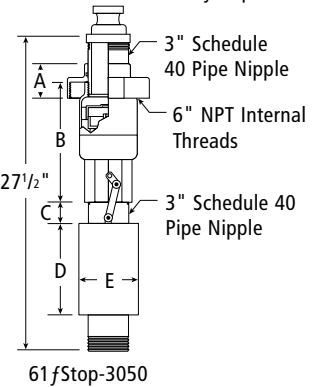
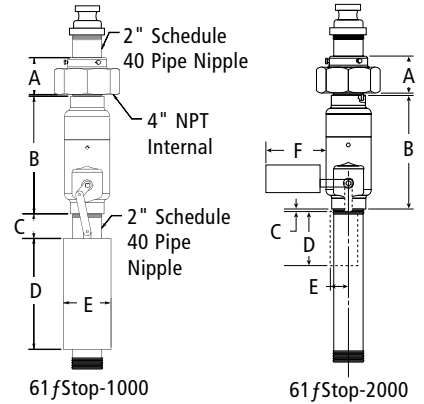
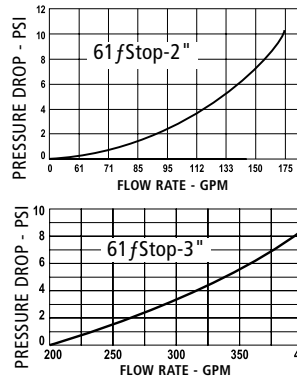
Product #	Description
C04093M	4" Retaining Collar
C04114RS	14" Nipple

### Replacement Parts 3"

Product #	Description
D02037M	6" Retaining Collar
C04474RS	14" Nipple

### 61fSTOP Weights

Product #	Weight	
	lbs.	kg
61fSTOP-1000	13	5.89
61fSTOP-2000	12	5.44
61fSTOP-3050	22	9.97



## CARB Approved Ast Equipment

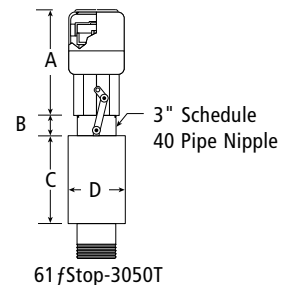
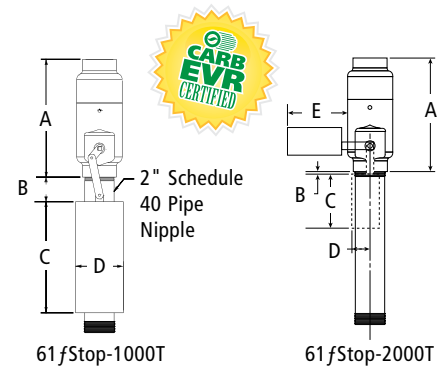
Product #	Description	A		B		C		D		E	
		in.	cm	in.	cm	in.	cm	in.	cm	in.	cm
61FSTOP-1000T	2" NPT with cylindrical float	10	25.4	2	5.1	9	22.4	3 <sup>15</sup> / <sub>16</sub>	10	n/a	n/a
61FSTOP-2000T	2" NPT with float arm	10	25.4	1/2	3.8	5-18	22.4	1 <sup>31</sup> / <sub>32</sub>	5	6	15.2
61FSTOP-3050T	3" NPT with cylindrical float	10 <sup>5</sup> / <sub>8</sub>	27	2	5.1	8	20.3	5 <sup>1</sup> / <sub>8</sub>	13	n/a	n/a

### Replacement Parts 2"

Product #	Description
H12617M	Float for 1000 (4 pieces required)
61ARM-2000	Floating Arm Retrofit Kit For 2000

### Replacement Parts 3"

Product #	Description
C04438M	Float (4 pieces required for 3050)



## OPW 61FT Drop Tube

The OPW 61FT Drop Tube is designed to install on the bottom of the 61fSTOP AST Overfill Prevention Valves when a lightweight, longer, lower drop tube is required. Constructed of extruded aluminum, the OPW 61FT is connected to the bottom of the 61fSTOP by a clevis and cotter pin assembly, and allows for submerged filling of ASTs.

## Ordering Specifications and Dimensions

### CARB APPROVED AST EQUIPMENT

Product #	Description
61FT-0206	2" x 6' Drop Tube Kit
61FT-0312	3" x 12' Drop Tube Kit

61FSTOP-1000, 100M, 200M Instruction Sheet Order Number: **H12676M**  
 61FSTOP-2000 Instruction Sheet Order Number: **H13337M**  
 61FSTOP-3000, 3050, 305A Instruction Sheet Order Number: **H13315M**  
 61FT-0312, 0206 Instruction Sheet Order Number: **H14428PA**  
 61FSTOP-1000T, 2000T, 3050T Instruction Sheet Order Number: **203163**

NOTE: When ordering a CARB EVR Certified OPW 61f STOP, the Fill Adaptor must be ordered separately.